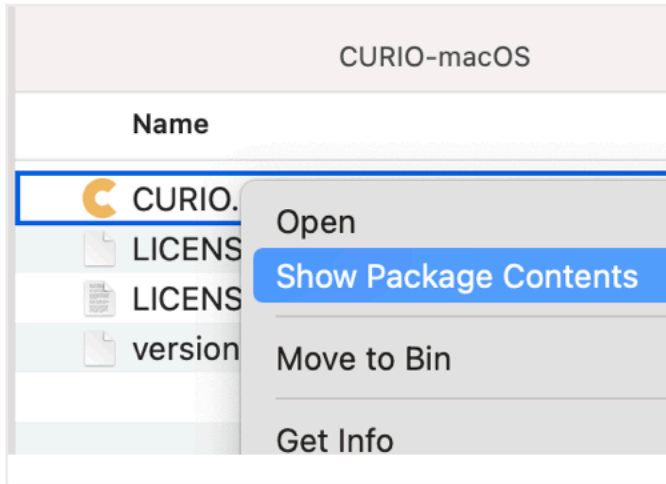
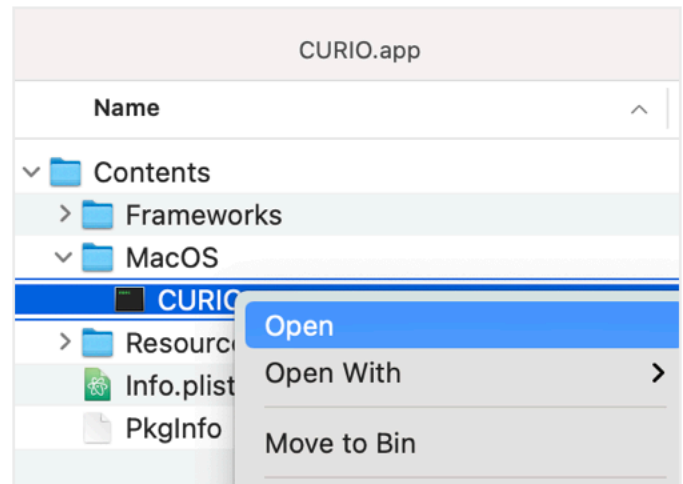


CURIO for MacOS

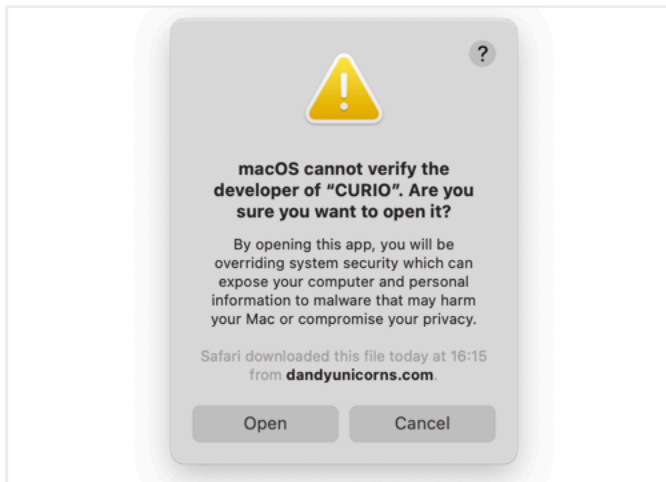
How to run CURIO in MacOS



- 1 Right-click **CURIO.app** and select **Show Package Contents**



- 2 In the new window, unfold **Contents** > **MacOS** to reveal a **CURIO** file. Right-click and select **Open** (*double-click will not work!*)



- 3 A dialogue will warn you that the app is not from a certified developer. Select **Open** to open the app. Our development team is unfortunately not Apple certified.



- 4 A terminal window will open. After a few seconds, the app will start. The terminal will remain open while the app is running. You can quit it once the app has quit.